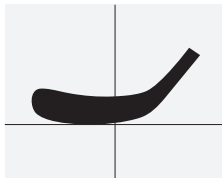



## PS119

Most popular pattern in hockey. Great for puck control, quick releases, accuracy and toe drags.

Industry Comparison: Bauer P92, Easton E3, CCM P29, Warrior W03




TYPE	MID
DEPTH	MODERATE
ANGLE	OPEN
LIE	5.5
SHAPE	ROUND
LENGTH	MEDIUM
SIZE	1/2"

## PS161

Best used for power and lift for wrist and snap shots.

Industry Comparison: TPS Nash





TYPE	MID
DEPTH	MODERATE
ANGLE	OPEN
LIE	5.5
SHAPE	ROUND
LENGTH	MEDIUM
SIZE	1/2"

## PS0V8

Improved control and quick release, helps raise the puck easily.

Industry Comparison: CCM OVI




TYPE	HEEL
DEPTH	SLIGHT
ANGLE	VERY OPEN
LIE	5.5
SHAPE	ROUND
LENGTH	MEDIUM
SIZE	1/2"

## PS112

Smaller blade is great for puck control, accurate passes and ability to shoot from anywhere on the blade.

Industry Comparison: Easton E7




TYPE	MID
DEPTH	SLIGHT
ANGLE	CLOSED
LIE	5.5
SHAPE	ROUND
LENGTH	SHORT
SIZE	1/2"

## PS124

Most popular heel curve. Great for players with hard shots, accuracy and deflections.

Industry Comparison: Bauer P91A, Easton E6, CCM P15, Warrior W05





TYPE	HEEL
DEPTH	SLIGHT
ANGLE	VERY OPEN
LIE	5.5
SHAPE	ROUND
LENGTH	MEDIUM
SIZE	1/2"

## PS155

Defenceman pattern. Made for shooting off the heel, slap shots, keeping the puck low and accurate passes.

Industry Comparison: Bauer P02, Easton E5, CCM P20, Warrior W12 / W02


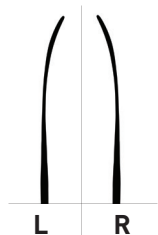


TYPE	HEEL
DEPTH	VERY DEEP
ANGLE	VERY OPEN
LIE	5.5
SHAPE	SQUARE
LENGTH	MEDIUM
SIZE	1/2"

## PS128

One of the fastest growing patterns in the game. Used at Elite level for toe drags, quick releases and great accuracy.

Industry Comparison: Bauer P28, Easton E28, Warrior W28


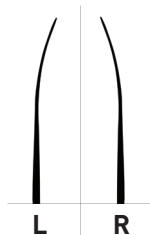


TYPE	TOE
DEPTH	MODERATE
ANGLE	OPEN
LIE	5.5
SHAPE	ROUND
LENGTH	MEDIUM
SIZE	1/2"

## PS188

Second most popular pattern in hockey. Great for wrist shots, puck handling and quick releases.

Industry Comparison: Bauer P88, Easton E36, CCM P40, Warrior W88



TYPE	MID
DEPTH	SLIGHT
ANGLE	OPEN
LIE	6
SHAPE	ROUND
LENGTH	MEDIUM
SIZE	1/2"